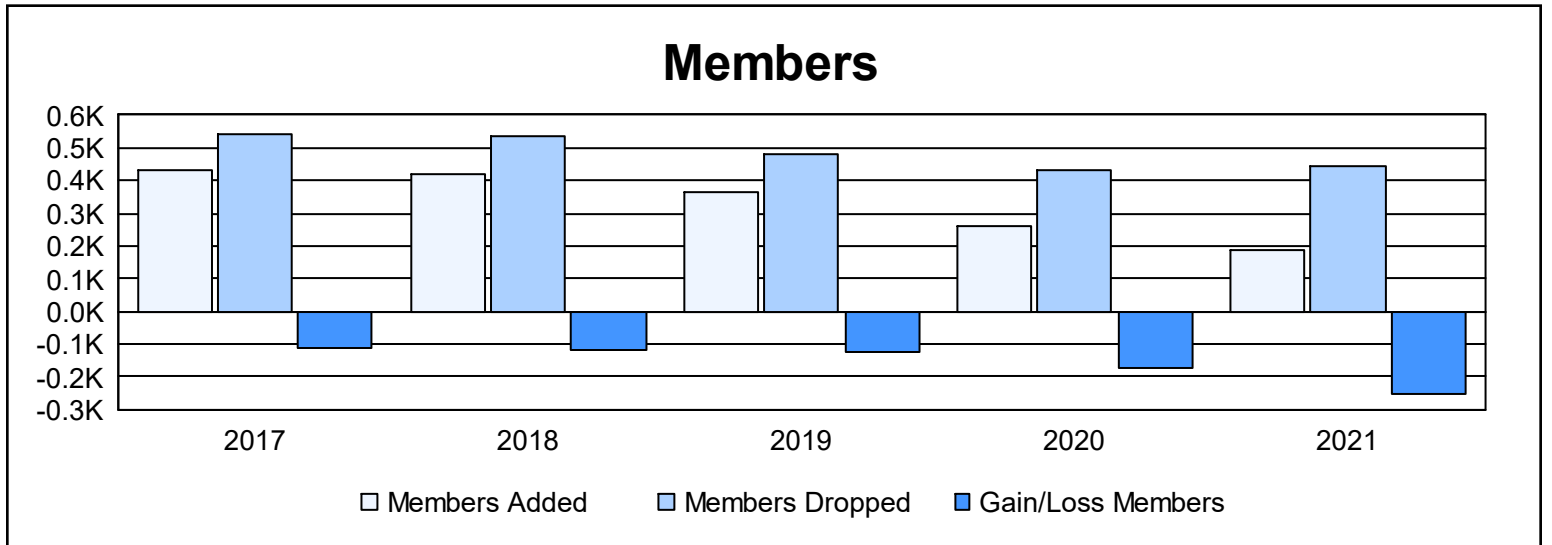
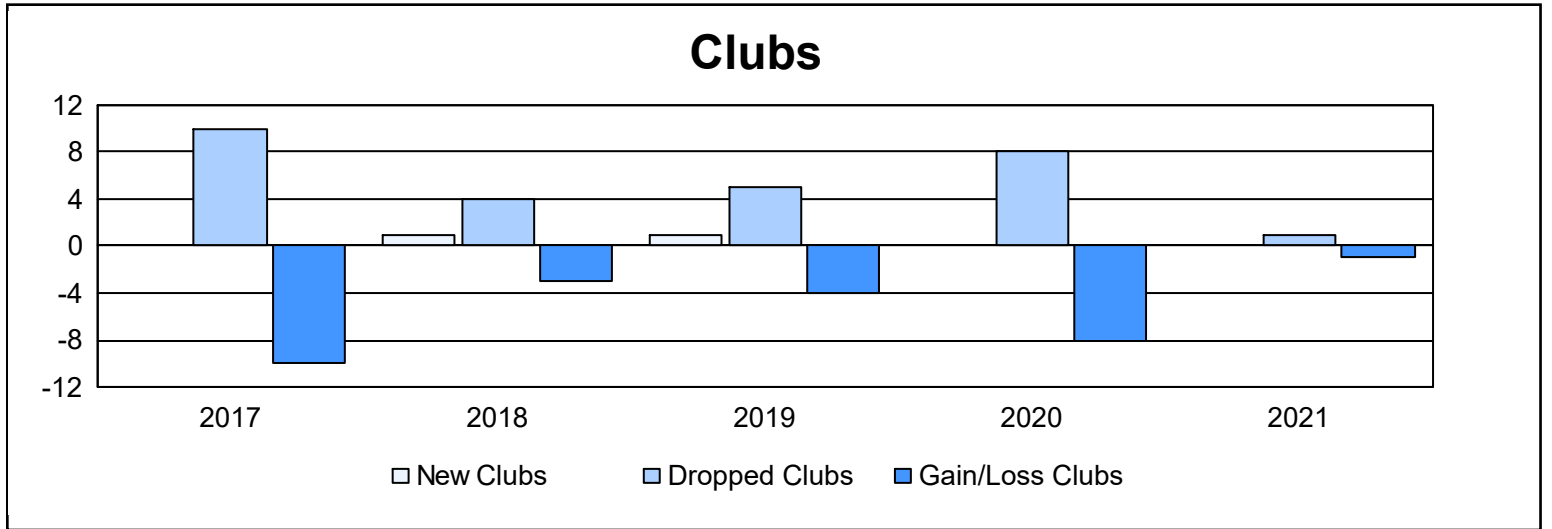


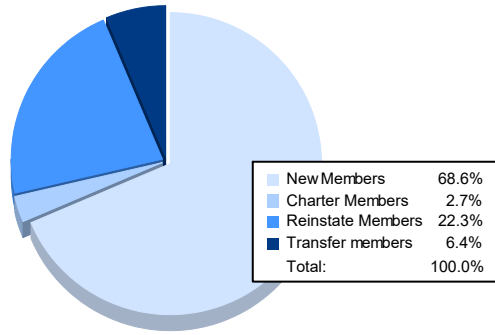
Multiple District 7

As of June 2021 Cumulative

Year	New Clubs	Dropped Clubs	Gain/ Loss Clubs	New Members	Charter Members	Reinstate Members	Transfer Members	Total Member Added	Total Members Dropped	Gain/ Loss Members
2016-2017	0	10	-10	382	1	20	27	430	543	-113
2017-2018	1	4	-3	347	26	16	29	418	534	-116
2018-2019	1	5	-4	304	28	20	10	362	483	-121
2019-2020	0	8	-8	208	34	9	11	262	434	-172
2020-2021	0	1	-1	129	5	42	12	188	443	-255
Average	0	6	-5	274	19	21	18	332	487	-155



Membership Composition June 2021 Cumulative



Gender Composition June 2021 Cumulative

